

## IDENTIFICATION

**Species:** *Salix purpurea*

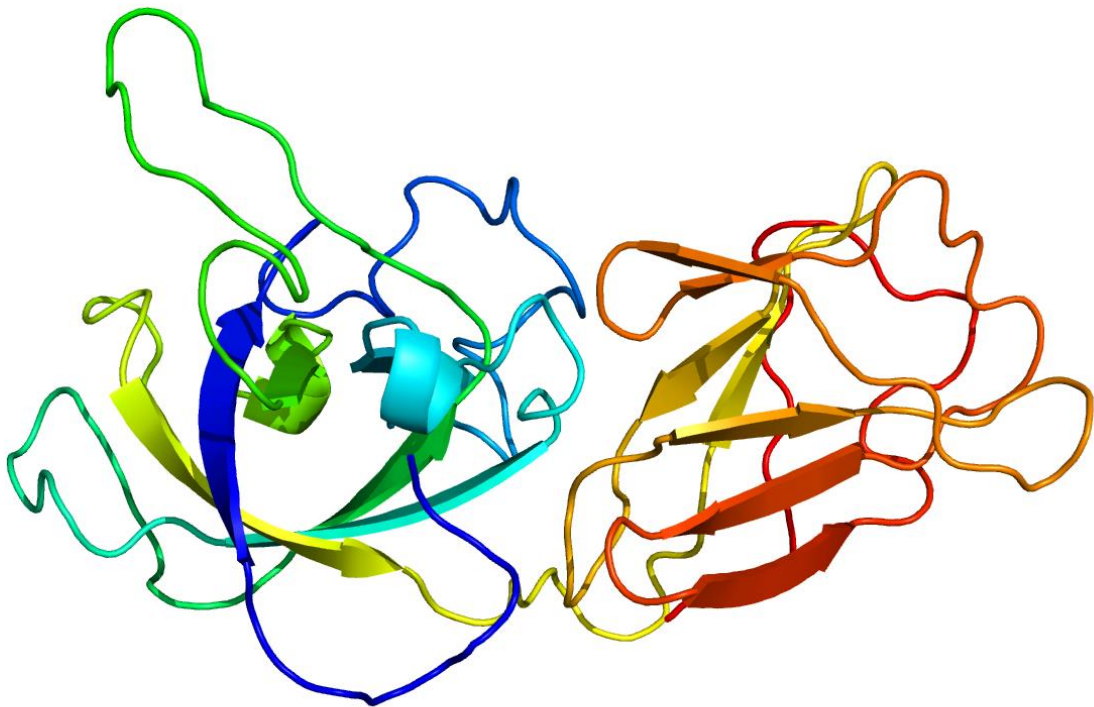
**Locus:** Sapur.005G195600

**Gene Model:** Sapur.005G195600.1.p

**Description:** SprEXPA-10

**Family:** Alpha Expansin

**3D structure:**



## GENOME DATABASES

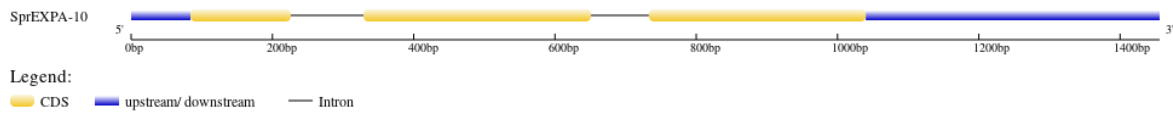
Phytozome: [https://phytozome-next.jgi.doe.gov/info/Spurpurea\\_v5\\_1](https://phytozome-next.jgi.doe.gov/info/Spurpurea_v5_1)

KEGG:-

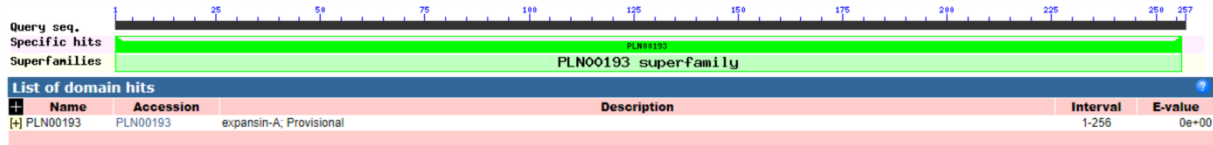
## EXTERNAL RESOURCES

-

## GENE STRUCTURE



## DOMAIN ARCHITECTURE



## SEQUENCES

### Peptide

>SprEXPA-10

MAKFLLAFAILIQSCSYFAINVNAFAPSGWAKGHATFYGGSDASGTMGGACGYGNL  
YSAGYGTRTAALSTALFNDGASCCECYRIMCDFQTDPRWCIKGKSVTITATNFCPPN  
YALPNNNGGWCPNPLQHFDMAQPAWEKIGIYRGGIVPVLFRVPCKKHGGVRFTIN  
GRNYFELVLISNVAGAGSVQSVSIKGSKTGWMAMSRNWWGANWQSNAYLNGQSLSF  
KITNTDGQTRFFTDIVPASWGFGQTFSSSVQF\*

### CDS (coding sequence)

>SprEXPA-10

ATGGCAAATTTCTCTTAGCATTGCAATCTTGATCCAATCCTGCTCTTATTTTGGCT  
ATCAATGTGAATGCGTTTGCTCCATCTGGGTGGGCGAAAGGGCATGCTACATTTT  
ATGGAGGTAGCGACGCCTCAGGA ACTATGGGAGGGGCCTGTGGGTATGGAACT  
TGTATTCTGCTGGCTATGGGACTCGGACTGCCGCGCTAAGCACTGCTCTATTCAAT  
GATGGAGCTTCATGTGGAGAATGTTACAGAATTATGTGTGATTTTCAAACAGACC  
CCAGATGGTGTATTAAGGCAAGTCTGTGACCATTACTGCTACAAATTTCTGCCC  
CCCTAATTATGCTCTTCCGAACAACAATGGAGGGTGGTGCAACCCTCCTCTCCAG  
CATTTCGATATGGCCCAGCCTGCTTGGGAAAAGATTGGTATTTATAGAGGAGGAA  
TCGTGCCTGTTTTGTTTCAAAGGGTTCCTTGCAAGAAGCATGGAGGAGTCAGATT  
CACCATTAATGGAAGAACTACTTCGAGCTTGTCTTGATTAGCAATGTGGCTGGA  
GCTGGATCCGTTCAATCTGTGTCCATCAAAGGCTCAAAAACAGGCTGGATGGCGA  
TGTCAAGAAATTGGGGAGCGAACTGGCAATCCAATGCTTATCTCAACGGTCAATC  
TCTGTCCTTTAAAATCACAAATACTGATGGACAGACCCGATTCTTTACGGACATT  
GTTCCGGCAAGCTGGGGATTTGGCCAGACTTTCTCGAGCTCAGTGCAGTTCTGA

### Nucleotide

>SprEXPA-10

TGCGCTAGCTCGCTACCAGCCTACCGCCAATCCTCGCTCTCCATTCTCTTATCATC  
GTTTCAGCAATATTCATCTTTTCAAGAGATGGCAAATTTCTCTTAGCATTGCAA  
TCTTGATCCAATCCTGCTCTTATTTTGGCTATCAATGTGAATGCGTTTGCTCCATCTG  
GGTGGGCGAAAGGGCATGCTACATTTTATGGAGGTAGCGACGCCTCAGGA ACTA  
TGGGTATGTAATGTGACTACACTCCTCGCATCTTTTGTGGTCTTCATTTTTTGGAA

ACATCGCAGCTAATAAATAGCATTTCATTTCTTTAAAATCTGGGCTGCAGGAGGG  
GCCTGTGGGTATGGAACTTGTATTCTGCTGGCTATGGGACTCGGACTGCCGCGC  
TAAGCACTGCTCTATTCAATGATGGAGCTTCATGTGGAGAATGTTACAGAATTAT  
GTGTGATTTTCAAACAGACCCAGATGGTGTATTAAGGCAAGTCTGTGACCATT  
ACTGCTACAAATTTCTGCCCCCTAATTATGCTCTTCCGAACAACAATGGAGGGT  
GGTGCAACCCTCCTCTCCAGCATTTCGATATGGCCCAGCCTGCTTGGGAAAAGAT  
TGGTATTTATAGAGGAGGAATCGTGCCTGTTTTGTTTCAAAGGTATAGTACTAATC  
ACATTCTTTGTCACAATTTTTTTCTTTTTTCGTAATCTAATATTGTACCATATGGGA  
TAATGATGCAGGGTTCCTTGAAGAAGCATGGAGGAGTCAGATTCACCATTAATG  
GAAGAACTACTTCGAGCTTGTCTTGATTAGCAATGTGGCTGGAGCTGGATCCGT  
TCAATCTGTGTCCATCAAAGGCTCAAAAACAGGCTGGATGGCGATGTCAAGAAAT  
TGGGGAGCGAACTGGCAATCCAATGCTTATCTCAACGGTCAATCTCTGTCTTTA  
AAATCACAAATACTGATGGACAGACCCGATTCTTTACGGACATTGTTCCGGCAAG  
CTGGGGATTTGGCCAGACTTTCTCGAGCTCAGTGCAGTTCTGAATTAATTATCAGC  
AGCTTTAGAGTTCAGGTTCTAAACTGGCTGAGGCGTGCTTATAATTTTACCAGAG  
CAGCCCGCCAATATCTATTTTTTTCTGATGATGGCCGGGAAAACAAGGTTCCGGC  
TCTGGATTATGATTTGAAGAGGGAGGATGAGGAAGGGAACCCGTGGACTCAAGG  
CTAGCTGCTACTGAGCCGTCGTGCTTCAGTGATCAAGGATTTGCAGAATTGTTGT  
ATTTAGTATATAGTTGCAACTAAATATAAAGCGCAATCAATTTGCAGCTTAATCTT  
ATAAATAATATTTTTGTTTTGGTTAACTTAAGCTTGTAATAATTATAGTTGCCAAGA  
ACCCATCATGGGATTGATCTAAGAAAACCATCAGTTGTTGAATTAACCTACGGTT  
TATCAAGTAAATAGAAT